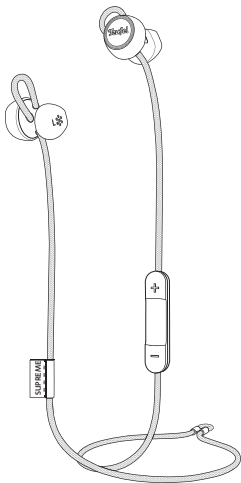


# User Manual

---

## SUPREME IN



**Teufel**

# Table of contents

---

<b>General Notes and Information</b>	<b>3</b>	<b>5. Using the headphones</b>	<b>22</b>
About the User Manual	3	5.1 Perfect fit. Perfect sound.	24
Right of Return	3	5.2 Listening to music wirelessly	25
Complaints	4	5.3 Making phone calls	26
<b>For Your Safety</b>	<b>5</b>	5.4 Activating voice services	27
Proper Use	5	5.5 Volume	28
<b>Safety notes</b>	<b>6</b>	<b>6. Charging</b>	<b>29</b>
Explanation of terms	6	6.1 Charging the headphones	29
<b>Disposal</b>	<b>9</b>	<b>7. Care and maintenance</b>	<b>30</b>
<b>Trademarks</b>	<b>14</b>	<b>8. Troubleshooting</b>	<b>31</b>
<b>1. Introduction</b>	<b>15</b>	<b>9. Technical Data</b>	<b>34</b>
<b>2. What's in the box</b>	<b>16</b>	<b>10. Declaration Of Conformity</b>	<b>35</b>
<b>3. Product overview</b>	<b>17</b>		
3.1 Main product	17		
<b>4. Getting started</b>	<b>18</b>		
4.1 Powering On or Off	18		
4.2 Connecting with the headphone	19		
4.3 Teufel Bluetooth App	21		

# General Notes and Information

---

## About the User Manual

The information in this document is subject to change without prior notice and in no way constitutes any liability on the part of Lautsprecher Teufel GmbH.

No part of this user manual may be reproduced in any form or be broadcasted in any way electronically, mechanically, by photocopying or recording without the written permission of Lautsprecher Teufel GmbH.

© Lautsprecher Teufel GmbH

Version 6.1

January 2022

## Right of Return

If you wish to exercise your right of return, we ask that you make sure that you hold onto the original packaging. We can only accept the return of headphones **WITH THE ORIGINAL PACKAGING**. Headphones returned without the original packaging will not be accepted.

---

## **Complaints**

In the event of a complaint, the invoice number is required in order for your complaint to be processed. The invoice number can be found on the sales slip (enclosed with the product) or on the order confirmation PDF document.

Thank you for your support!

## For Your Safety

---

### Proper Use

The “Teufel SUPREME IN” Headphone designed for the playback of audio signals that can be wirelessly transmitted via Bluetooth® from the external player. The headphone is also suitable as a headphone for connecting to Bluetooth compatible (mobile) phones. Only use the headphone as described in this user manual. Any other use will be deemed as not in accordance with the instructions and may lead to damage to property or even persons. The manufacturer accepts no liability for damage caused by improper use. The headphone is intended for private use only.



Before operating the headphone, please first read the safety notes and user manual carefully. This is the only way to use all functions safely and reliably. Store the user manual in a safe place and also be sure to pass it on to any subsequent owner.

## Safety notes

---

This chapter contains general safety notices. You should always observe these notices to protect both yourself and third parties. You should also observe the warning notices in each chapter of this user manual.

### Explanation of terms

You can find the following signal terms in this user manual:



This signal term indicates a moderate risk, which, if not avoided, may result in death or severe injury.



This signal term indicates a low risk, which, if not avoided, may result in minor or moderate injury.



This signal term warns you of potential damage.



This symbol advises of useful additional information.

**WARNING****Danger of suffocation! Children can become trapped in the packaging film when playing and suffocate.**

- *Make sure that children do not play with the packaging, and that they do not pull off small parts of the headphones and put them in their mouth.*

**Risk in road traffic and at work! Your headphones significantly dampen external noise so that you are not entirely aware of your surroundings.**

- *Do not in any case wear your headphones while performing activities where you are required to pay attention to your surroundings. This particularly applies to when you are operating machinery or driving on the road. You should also observe the legal guidelines and provisions of the country which you are in when using the headphones.*

**Attention! Risk of explosion/fire! Lithium rechargeable batteries can explode if handled improperly.**

- *Do not heat or burn the rechargeable battery. Only charge the rechargeable battery at ambient temperature of -10 - 45 °C. Do not use the headphones in environments where there is a risk of explosion. Do not expose batteries and rechargeable batteries to direct sunlight.*

---

**Interference caused by radio waves! Radio waves could affect the function of other sensitive devices that are not protected.**

- *Only use the headphones in environments where the use of Bluetooth® is permitted.*



**Extended listening at high volumes may lead to hearing loss!**

- *To avoid damage to your health, avoid extended listening at high volumes.*
- *If the headphone is set to full volume, it may produce very high sound pressure. This might have psychological consequences and also cause physical injury. Children are especially at risk. Set the volume control of your player to low volume before you turn it on.*

**NOTICE**

**Risk of damage! Improper handling of the headphones may result in damage.**

- *Ensure that the headphones do not become wet, and protect them from moisture, heat (e.g. during the summer in cars) and mechanical influences. (e.g. severe shocks, pressure and falling).*



# Disposal

---

## Important information in accordance with the Electrical and Electronic Equipment Act (Germany: ElektroG)

We advise owners of electrical and electronic appliances that old electrical and electronic devices must be handed in separately from municipal waste, in accordance with the applicable regulations. Batteries and rechargeable batteries that are not firmly enclosed in old electrical devices and lamps, and that can be removed from the old device without destroying them, must be separated from them in a non-destructive manner before they are handed to the collection point for their intended disposal. Please take note of our information on the Batteries Act (Germany: BattG) below for disposing of batteries.

You make an important contribution to returning, recycling and further processing of old devices if you separate your old devices into the correct collection groups for recycling.

The symbol below of a crossed-out dustbin, applied to electrical and electronic appliances, also advises of the duty to separate collections:



Consumer electronics stores and supermarkets are obliged, under certain conditions, to take back old electrical and electronic devices, in accordance with section 17 of the Electrical and Electronic Equipment Act. Stationary retailers

---

must take back an old electrical device of the same type when a new electrical device is bought (1:1 return). This also applies to home deliveries. These retailers must also take back up to three small old electrical devices ( $\leq 25\text{cm}$ ) without this being linked to a new purchase (0:1 return).

In accordance with the Electrical and Electronic Equipment Act, as online retailers of electrical devices and due to our product range, our obligation is limited to 1:1 return of large devices of  $> 50\text{ cm}$  when selling a new electrical or electronic device of the same type. We comply with the obligation of return of devices other than large devices through our service provider. You can find the exact contact data and collection points on our website [www.teufel.de/entsorgung](http://www.teufel.de/entsorgung). It is also possible to return old electrical and electronic appliances free of charge at an official delivery point run by the public waste disposal authorities.

Important: For safety reasons we ask that you refrain from sending lighting fixtures (some lamps). For return of lighting fixtures please use the public waste disposal collection points or contact us directly at [www.teufel.de/entsorgung](http://www.teufel.de/entsorgung).

As an end-user, you are responsible for deleting any personal data on old electrical appliances before handing it in.

---

Important: Our appliances can contain batteries/rechargeable batteries. If this is the case, please refer to its attached product documentation for additional information on the type and chemical make-up of the battery. For products with battery compartments you can directly remove the batteries or rechargeable batteries and dispose of them properly. If the batteries are built in to the product, do not in any case attempt to remove the batteries yourself, instead contact one of our employees or appropriate specialist staff.

---

## Important information about the Batteries Act (Germany: BattG)

Batteries and rechargeable batteries must not be disposed on in household waste.

Old batteries can contain toxic substances that could damage the environment or your health if not stored or disposed of properly. This applies especially to improper handling of batteries containing lithium.

However, batteries also contain important raw materials such as iron, zinc, manganese and nickel and these can be reused. Separate collection enables recycling of these raw materials and avoids any negative impact on the environment or human health due to toxic substances being released.



The crossed-out dustbin symbol means that you should not dispose of old batteries and rechargeable batteries in household waste. In addition, you, as the end-user, are legally obliged to return old batteries.

You can hand in batteries and rechargeable batteries free of charge at an official return point such as any public waste disposal collection point. You can also hand in old batteries, that we stock or have stocked as new batteries, at one of our Teufel stores or at one of our dispatch warehouses. However, if you send

---

them to our dispatch warehouses we would like to point out the dangerous goods regulations of the dispatch provider you opt for and ask you not send batteries to us by post. You can get the addresses of our dispatch warehouses from our customer service.

Due to existing legal regulations, the battery manufacturer must use the following symbols with the following meanings when marking the batteries.

Hg: the battery contains more than 0.0005 mass percent of mercury

Pb: the battery contains more than 0.004 mass percent of lead

Cd: the battery contains more than 0.002 mass percent of cadmium

Otherwise, to avoid waste and littering, batteries with a long service life or rechargeable batteries should be used. Exchangeable rechargeable batteries enable long service for electrical and electronic appliances and thus devices and rechargeable batteries can be prepared for recycling (e.g. regenerating/exchanging rechargeable batteries).

Further information on preventing waste for consumers can, however, be found in the Federal waste prevention programme with the participation of the Federal states.

## Trademarks

---

© All trademarks are the property of their respective owners.

Apple, iOS and Siri are trademarks of Apple Inc., registered in the U.S. and other countries.

Android and Google Assistant are trademarks of Google LLC.



The Bluetooth® word mark and logos are registered trademarks owned by the Bluetooth SIG, Inc. and any use of such marks by Lautsprecher Teufel is under license.



Qualcomm® aptX™ is a product of Qualcomm Technologies International, Ltd.

# 1. Introduction

---

Thank you for purchasing the Teufel SUPREME IN which is designed to bring an extraordinary sound experience for your entertainment. We encourage you to take a few minutes to read through this manual, which describes the product and includes step-by-step instructions to get you started.

Designs and specifications are subject to change without notice. If you have any questions about the headphones or their operation, please contact your retailer or customer service representative, or visit our website: [www.teufel.cn](http://www.teufel.cn) or [teufelaudio.com](http://teufelaudio.com).

## Key Features

- **Long Playtime:** The earbuds will allow music playtime for over 15 hours.
- **Excellent Speech Quality:** The earbuds will exhibit excellent speech quality during calls with great noise rejection and superior intelligibility.
- **Magnetic off button:** When clicking the magnets in the earbuds together the headphones will automatically power off.
- **AptX and AAC:** High quality Bluetooth audio playback with aptX and AAC support
- **Best fit to all ears:** The earbuds will feature a fine cloth covered cable that doubles as an adjustable hook for optimum fit.

## 2. What's in the box

---

Unpack the box carefully and ensure that the following parts are included. If any part is damaged or missing, do not use it and contact your retailer or customer service representative.



Headphone - Main Unit



Polyester pouch



USB Charging Cable



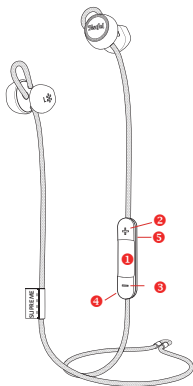
Quick Start Guide



## 3. Product overview

---

### 3.1 Main product



1. Multi-Purpose Button
2. Volume Up
3. Volume Down

4. Micro-USB charging port
5. Microphone

## 4. Getting started

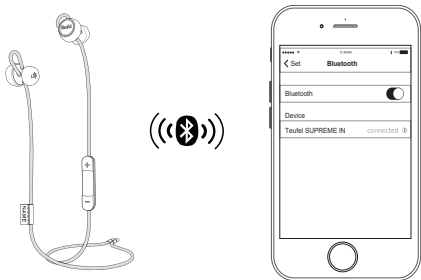
---

### 4.1 Powering On or Off

1. Make sure the ear-buds are not connected magnetically, then press and hold the Multi-Purpose Button for 2 seconds. The headphone will turn on.
2. Clicking the two buds together magnetically will automatically power off the headphone.

## 4.2 Connecting with the headphone

1. Make sure the ear-buds are not connected magnetically. Then press and hold the multi-purpose button for 2 seconds. The headphone will turn on and automatically enter pairing mode.
2. Turn on Bluetooth on your device and connect to "Teufel SUPREME IN".
3. Connecting to a new device: When in off-state (pairing mode cannot be entered when device is already on), press and hold the multi-purpose button for 4 seconds.



---

## ShareMe

Once the headphone is connected via Bluetooth:

1. Press the Multi-Purpose Button and the Volume Up Button at the same time.
2. Start ShareMe on the other device you want to connect to.
3. ShareMe should connect automatically.

## Information on the Bluetooth wireless connection

The headphone is compatible with Bluetooth 5.0.

If your audio source supports high-resolution audio encoding methods SBC, AptX, AAC, it will automatically play high audio quality music.

The paired devices immediately establish the Bluetooth wireless connection after switching on and are ready for use.

When you switch the headphone on, it automatically tries to connect to the last connected Bluetooth device.

The headphone can store up to 7 phones that have been paired and support two smart devices connected at the same time.

---

### 4.3 Teufel Bluetooth App

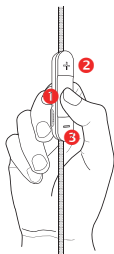
Download the Teufel Headphones App for IOS and Android and enhance your headphone experience.



**Note:** support for the SUPREME IN headphones will follow in early 2021.










## 5. Using the headphones

Teufel SUPREME IN features a Multi-Purpose Button, you can make phone calls, listen to music or activate the voice assistant with it.



- 1 Multi-Purpose Button
- 2 Volume Up
- 3 Volume Down

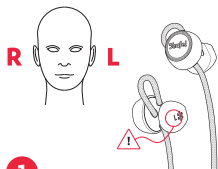
### LEGEND

	Press
	Double Press
	Tripple Press
	Press & Hold
	Middle Press (2s)
	Long Press (4s)
	Button Combination Pressed
	Very Long Press (8s)
	

---

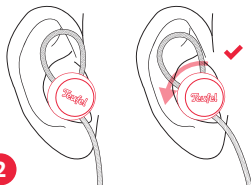
<b>Status</b>	<b>LED behaviour</b>
Finished loading cycle	Solid on (green) for one minute
Charging (45 -100%)	Pulsating slowly green
Charging (25- 44%)	Pulsating slowly yellow
Charging (0- 20%)	Pulsating slowly
Disconnect charging cable	Status color will be shown for 10s
Pairing Mode	Flashes blue quickly
Share /Me Pairing	Flashes purple quickly
Auto Play Function (on/ off)	Lights up orange once

## 5.1 Perfect fit. Perfect sound.



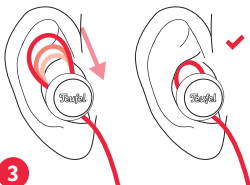
1

Check left and right.



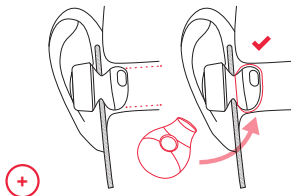
2

Insert and turn it.



3

Adjust the strap for a tight fit. Start with a bigger loop, then pull the cable carefully until the strap fits your ear, as shown above.






+

Use the optional silicon adapter if the earbud is too loose.



## 5.2 Listening to music wirelessly

If your Teufel SUPREME IN is connected to a compatible smartphone, you can control the music playback via the headphone.

Button	Legend	Meaning
Multi-Purpose Button		Press once to play or pause
Multi-Purpose Button		Press twice to skip to the next song
Multi-Purpose Button		Press three times to skip to the previous song

---



## 5.3 Making phone calls

The Teufel SUPREME IN features a built-in microphone.

If the headphone is connected to your smartphone via Bluetooth®, it can be used to make phone calls.



Music playback will be interrupted in the event of an incoming call and continued once the call is over.

The following functions are available:

Button	Legend	Meaning
Multi-Purpose Button		Press once to answer or end a call
Multi-Purpose Button		Press and hold for 2 seconds to reject a call

## 5.4 Activating voice services

The voice services from iOS (Siri) or Android (Google Assistant) can be used on smart phones connected to the headphones. The services can be activated as follows:

Button	Legend	Meaning
Multi-Purpose Button		Press and hold for 2 seconds to activate Voice Assistant
Multi-Purpose Button		Press once to stop Voice Assistant

---

## 5.5 Volume

Volume is controlled by the buttons on the remote or on the connected device. The volume of the headphones is synked to the connected device where possible.

Audio volume is faded-in and faded-out when the audio playback is played or paused.

**Note:** Sound settings of your Bluetooth device may affect the sound quality of your headphones negatively. (E.G. Equalizer, Effects)

Make sure they are turned off first to get the best sound quality.

## 6. Charging

---

### 6.1 Charging the headphones

The headphones is charged with a USB charging cable.

**Note:** Before charging, be sure that the headphone is at the correct operating temperature of between -10 °C and 40 °C.

#### 6.1.1 Charging time

Allow up to 2.5 hours to fully charge the headphone.

**Note:** A full charge of the headphone allows up to 15 hours of use.

#### 6.1.2 Check the headphone battery level

##### While using the headphone

If connected to an Apple or Android device, the device displays the approximate battery level near the upper right corner of the screen and on the notification bar.

##### While charging the headphone

When the power cable is inserted, its charging indicator glows according to charging status.

The headphones function as normal while charging.

## 7. Care and maintenance

---

- Please keep the device and its accessories dry. Do not use external heating device such as microwave oven or hair dryer to dry the headphone.
- Do not place the device and its accessories in areas where the temperature is too high or too low, otherwise it may cause device failure, fire or even explosion.
- Before cleaning and maintenance, please stop using the device, close all applications, and disconnect all connections or cables from other devices.
- Do not use strong chemicals, cleaning agents, or strong detergents to clean the device or its accessories. Wipe the device or its accessories with a clean, dry and soft cloth.
- Do not contact the magnetic stripe card (such as bank card, telephone card, etc.) with the device for a long time, otherwise the magnetic stripe card may be damaged by the magnetic field.
- Do not disassemble or refit the device and accessories without permission, otherwise the device and accessories will not be covered by the company's warranty. Please contact Teufel customer service center in case of device failure.

## 8. Troubleshooting

---

### Common solutions

If you experience problems with your headphones or USB charging cable:

1. Check the state of the power indicators.
2. Charge the headphone.
3. Increase the volume on your mobile device.
4. Change the USB charging cable to charge the headphone.
5. Try connecting another mobile device.

If you cannot resolve the issue, see the table below to identify symptoms and solutions to common problems. If you are still unable to resolve your issue, contact Teufel customer service.

<b>Symptom</b>	<b>Solution</b>
The headphone doesn't power on	<ol style="list-style-type: none"> <li>1. Start charging the headphone.</li> <li>2. Make sure the headphone is not in standby mode and wake it up.</li> <li>3. Make sure the two ear-buds are not connected magnetically.</li> </ol>
The headphone doesn't connect to mobile device	<ol style="list-style-type: none"> <li>1. Make sure your mobile device supports Bluetooth technology.</li> <li>2. On your mobile device: Turn the Bluetooth feature off and then on.</li> <li>3. Delete your Teufel SUPREME IN headphone from the Bluetooth list on your mobile device. Connect again.</li> <li>4. Move your mobile device closer to the headphone and away from any interference or obstructions.</li> <li>5. Connect a different mobile device.</li> <li>6. Clear the headphone pairing list and connect again.</li> </ol>
The headphone doesn't charge	<ol style="list-style-type: none"> <li>1. Make sure the headphone is properly charged using the USB cable.</li> <li>2. Make sure there is no dirt or debris covering the charging conductors within the case or on the headphone.</li> <li>3. If your headphone has been exposed to high or low temperatures, let the headphone returns to room temperature and then try charging again.</li> </ol>



<b>Symptom</b>	<b>Solution</b>
No sound	<ol style="list-style-type: none"><li>1. Press Play on your mobile device to make sure the audio track is playing.</li><li>2. Connect the headphone to the USB charging cable to check the charging status of the headphone. If needed, charge the headphone.</li><li>3. Increase the volume on the mobile device.</li><li>4. Move your mobile device closer to the headphone (10m) and away from any interference or obstacles.</li><li>5. Use other music sources.</li><li>6. Connect other mobile devices.</li></ol>
Poor sound quality	<ol style="list-style-type: none"><li>1. Make sure that both earbuds fit securely in your ear.</li><li>2. Use a different music source.</li><li>3. Try connecting another mobile device.</li><li>4. Move your mobile device closer to the headphones (10m) and away from any interference or obstructions.</li><li>5. Clear any debris or wax from the earbuds and earbud nozzles.</li></ol>

## 9. Technical Data

<b>Product Name</b>	Teufel SUPREME IN
<b>Type</b>	Wireless In-Ear Headset
<b>Wireless technology</b>	Bluetooth 5.0
<b>Microphone Sensitivity</b>	- 42 dBV/Pa @ 1 kHz
<b>Max Level during BT playback</b>	≤ 100 dB SPL(A) (According to EN-50332)
<b>Acoustic THD</b>	≤ 5% @ 95 dB (100 Hz–3 kHz)
<b>Battery Type</b>	(2x) Li-ion Batteries capacity 90 mAh 3.7 V. After 500 charging cycles, the battery still keeps at least 80% of its initial capacity
<b>Frequency range</b>	20 Hz – 20 kHz
<b>Charging time</b>	< 2.5 hours
<b>Constant Charging Current</b>	0.5 C
<b>Charging Voltage Max</b>	4.15 V < V (chg) < 4.20 V

The following radio frequency bands and radio transmitting powers are used by this product.

<b>Radio network</b>	<b>Frequency bands in MHz</b>	<b>Transmission power in mW/dBm</b>
Bluetooth	2402-2480 MHz	5 mW/7 dBm

## 10. Declaration Of Conformity

---



Lautsprecher Teufel GmbH declares that this product complies with Directive 2014/53/EU. The full text of the EU declaration of conformity can be found at these Internet addresses:

[www.teufel.de/konformitaetserklaerungen](http://www.teufel.de/konformitaetserklaerungen)

[www.teufelaudio.com/declaration-of-conformity](http://www.teufelaudio.com/declaration-of-conformity)

Please contact our customer service department with any questions, suggestions, or complaints:

# Teufel

Lautsprecher Teufel GmbH Bikini  
Berlin, Budapester Str. 44 10787 Berlin  
(Germany)

[www.teufelaudio.com](http://www.teufelaudio.com)  
[www.teufel.de](http://www.teufel.de)  
[www.teufel.ch](http://www.teufel.ch)  
[www.teufelaudio.at](http://www.teufelaudio.at)  
[www.teufelaudio.nl](http://www.teufelaudio.nl)  
[www.teufelaudio.be](http://www.teufelaudio.be)  
[www.teufelaudio.fr](http://www.teufelaudio.fr)  
[www.teufelaudio.pl](http://www.teufelaudio.pl)  
[www.teufelaudio.it](http://www.teufelaudio.it)  
[www.teufelaudio.es](http://www.teufelaudio.es)

Telefon:

Deutschland: +49 (0)30 217 84 217  
Österreich: +43 12 05 22 3  
Schweiz: +41 43 50 84 08 3  
International: 0800 400 300 20  
Fax: +49 (0) 30 / 300 930 930  
Online-Support:  
[www.teufelaudio.com/service](http://www.teufelaudio.com/service)  
[www.teufel.de/service](http://www.teufel.de/service)  
Kontaktformular:  
[www.teufel.de/kontakt](http://www.teufel.de/kontakt)  
Contact:  
[www.teufelaudio.com/contact](http://www.teufelaudio.com/contact)